




# SITE PROPOSAL



Wildflowers and annual seed mix to be added onto the sloping areas of the park to give seasonal interest.



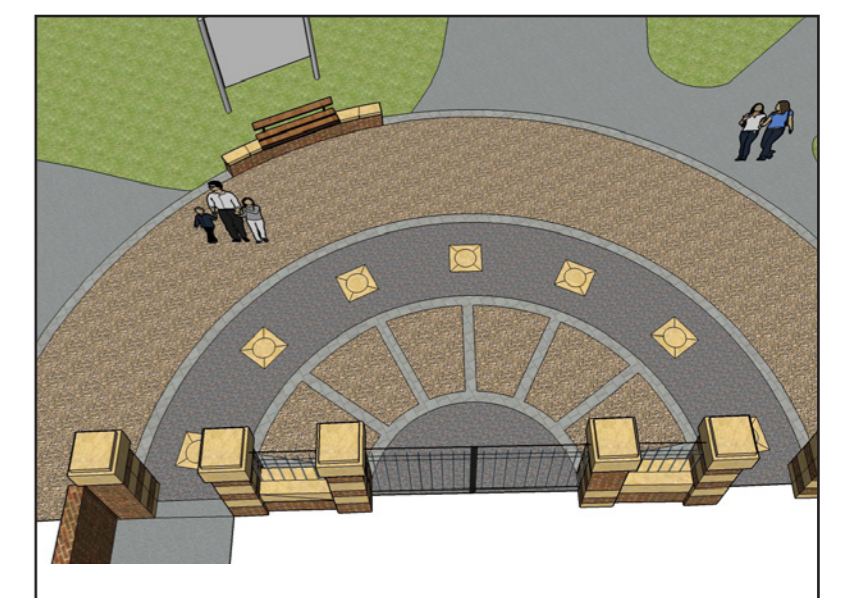
Low ornamental planting with fastigate trees and seating to create a new entrance feature to the south of the park.



Paint and re-line MUGA and Tennis Courts



Swathes of bulb planting within the formal gardens to the north of the park and to the southern entrance.



The signage at the entrance of Park Street is to be rationalised and new feature paving and seating installed to give a sense of arrival. Possible opportunity for carved stones to be incorporated into the floor.





## SOUTHERN ENTRANCE



Two benches with ornamental shrub and fastigiate tree planting mark the southern entrance into the park.

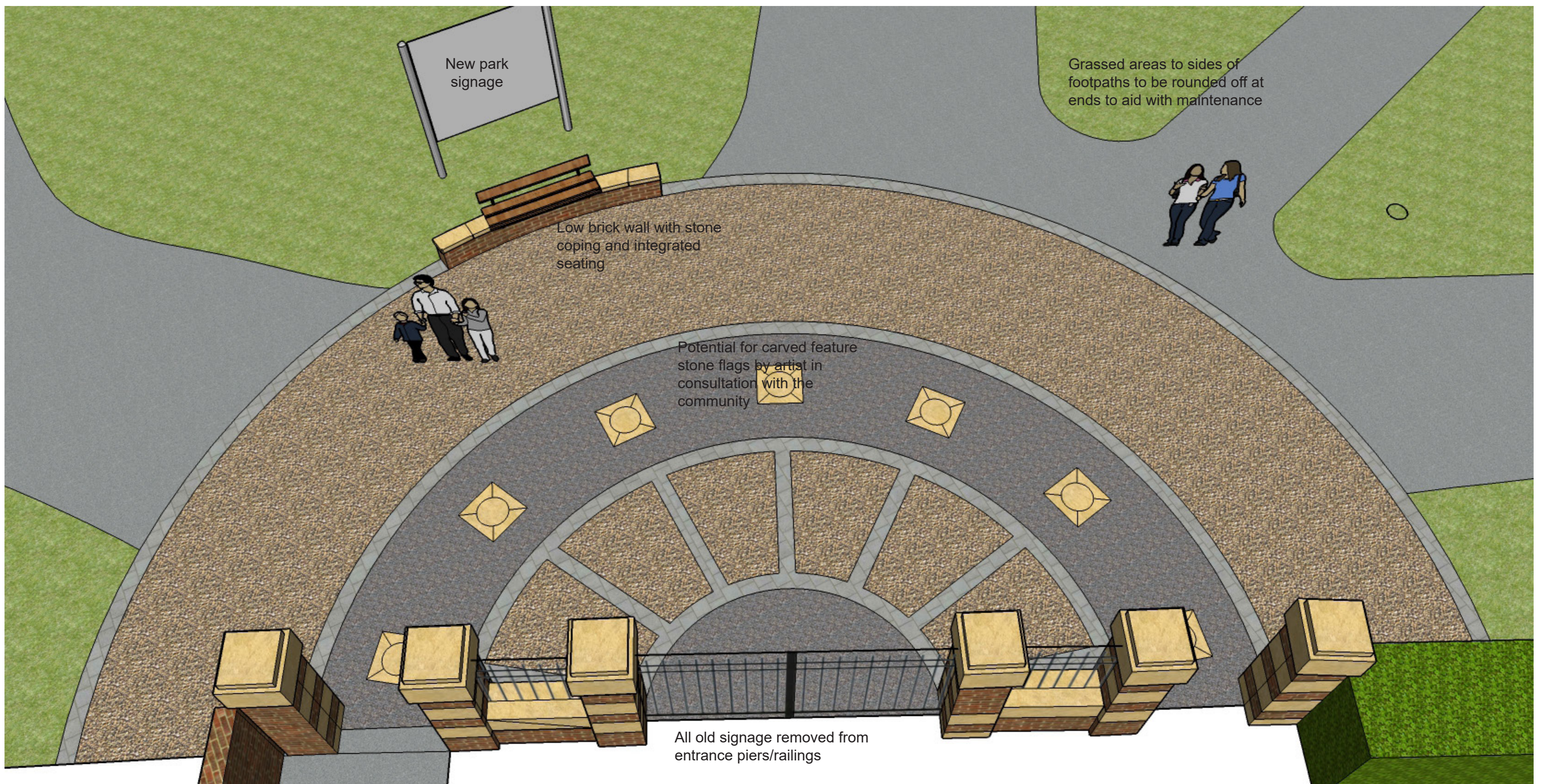
This semi circular space sits opposite the entrance to the south of the site. It provides a place to rest for parents and carers whilst maintaining clear sightlines to watch children play. Giving long views down the grassy slope and towards the play area and leisure facilities it is a welcome meeting space for friends.







## MAIN ENTRANCE



A new feature entrance from Park Street marks your arrival at the park. Using inspiration from the original stone and brick piers, the entrance includes feature paving with carved stone insets in a radial pattern.

The signage at the entrance is to be rationalised and a large new sign is to be installed opposite the entrance providing clear information about the park. A low brick wall with stone coping and integrated seating also helps to mark the entrance space.

